

# Mouse IL-7 R alpha/CD127 Protein

Cat. No. IL7-MM2RA

## Description

<b>Source</b>	Recombinant Mouse IL-7 R alpha/CD127 Protein is expressed from HEK293 with hFc tag at the C-Terminus. It contains Glu21-Asp239.
<b>Accession</b>	NP_032398.3
<b>Molecular Weight</b>	The protein has a predicted MW of 51.74 kDa. Due to glycosylation, the protein migrates to 60-70 kDa based on Bis-Tris PAGE result.
<b>Endotoxin</b>	Less than 1EU per $\mu\text{g}$ by the LAL method.
<b>Purity</b>	> 95% as determined by Bis-Tris PAGE > 95% as determined by HPLC

## Formulation and Storage


<b>Formulation</b>	Lyophilized from 0.22 $\mu\text{m}$ filtered solution in PBS (pH 7.4). Normally 8% trehalose is added as protectant before lyophilization.
<b>Reconstitution</b>	Centrifuge the tube before opening. Reconstituting to a concentration more than 100 $\mu\text{g}/\text{ml}$ is recommended. Dissolve the lyophilized protein in distilled water.
<b>Storage</b>	-20 to -80°C for 24 months as supplied from date of receipt. -80°C for 3 months after reconstitution. Recommend to aliquot the protein into smaller quantities for optimal storage. Please minimize freeze-thaw cycles.

## Background

Interleukin 7 (IL-7) and its receptor (IL-7R, a heterodimer of IL-7R $\alpha$  and  $\gamma\text{c}$ ) are essential for normal lymphoid development. IL-7 and IL-7R activate three main pathways: STAT5, PI3K/Akt/mTOR and MEK/Erk, ultimately leading to the promotion of leukemia cell viability, cell cycle progression and growth.

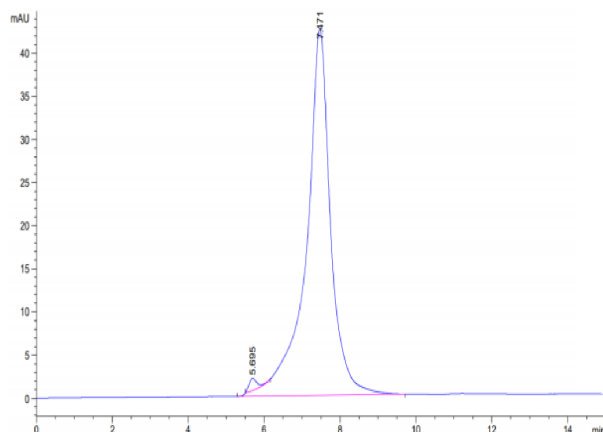
## Assay Data

### Bis-Tris PAGE



Mouse IL-7 R alpha on Bis-Tris PAGE under reduced condition. The purity is greater than 95%.

### SEC-HPLC



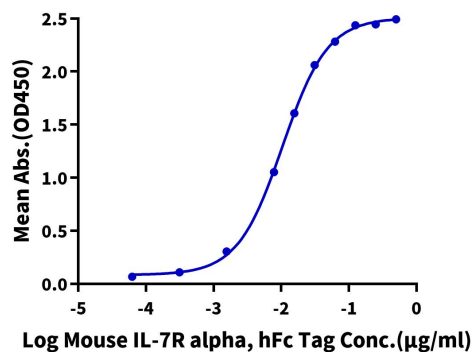
The purity of Mouse IL-7 R alpha is greater than 95% as determined by SEC-HPLC.

Assay Data

ELISA Data

Mouse IL-7R alpha, hFc Tag ELISA

0.2µg Human IL-7, No Tag Per Well



Immobilized Human IL-7, No Tag at 2µg/ml (100µl/well) on the plate. Dose response curve for Mouse IL-7 R alpha, hFc Tag with the EC50 of 10.4ng/ml determined by ELISA (QC Test).